

# Annual Meeting Attendee Demographics

## 2025 SAN DIEGO, CA

TOTAL ATTENDANCE:

**14,445\***



TOTAL MEDICAL PROFESSIONAL: 7,733

US Physicians	3,657
US Residents	980
International Physicians	1,714
International Residents	40
Other Healthcare Professionals	1,301
Physician Assistants	41
TOTAL INDUSTRY: 6,712	
Exhibitor	6,286
Exhibitor Research & Development	89
Industry Non-Exhibitor	337

## 2024 SAN FRANCISCO, CA

TOTAL ATTENDANCE:

**13,861\***



TOTAL MEDICAL PROFESSIONAL: 7,385

US Physicians	3,291
US Residents	953
International Physicians	1,908
International Residents	41
Other Healthcare Professionals	1,166
Physician Assistants	26
TOTAL INDUSTRY: 6,476	
Exhibitor	6,138
Exhibitor Research & Development	55
Industry Non-Exhibitor	283

## 2023 LAS VEGAS, NV

TOTAL ATTENDANCE:

**17,808\***



TOTAL MEDICAL PROFESSIONAL: 10,050

US Physicians	5,089
US Residents	1,212
International Physicians	2,162
International Residents	33
Other Healthcare Professionals	1,447
Physician Assistants	107
TOTAL INDUSTRY: 7,758	
Exhibitor	7,326
Exhibitor Research & Development	62
Industry Non-Exhibitor	370

\* Total Attendance does not include Guests, Staff/Vendor, Press, and Specialty Day Only Registrants

**Nearly 92% of surveyed attendees visited the Exhibit Hall.**

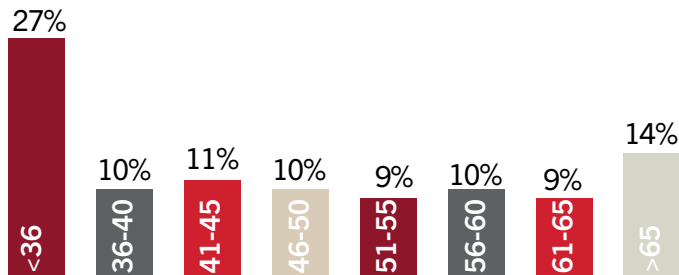
They come to:

- ➔ Discover new products and services
- ➔ Connect with industry leaders
- ➔ Visit multiple exhibitors in one place
- ➔ Evaluate and compare solutions
- ➔ Network with peers

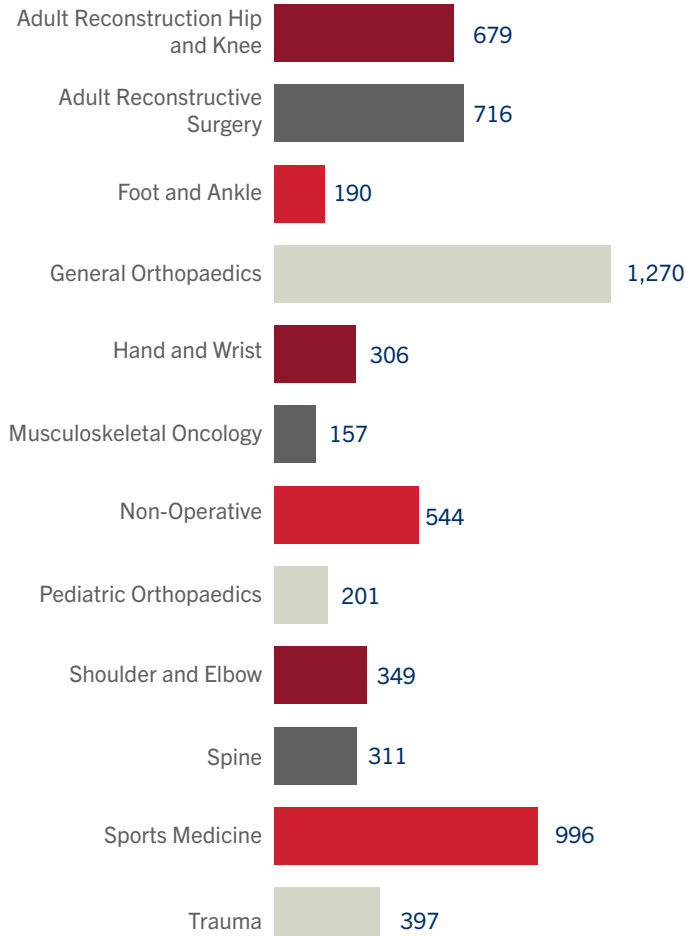


# ACROSS EVERY SPECIALTY, ROLE, AND GENERATION—THIS IS WHERE ORTHOPAEDICS CONVERGES.

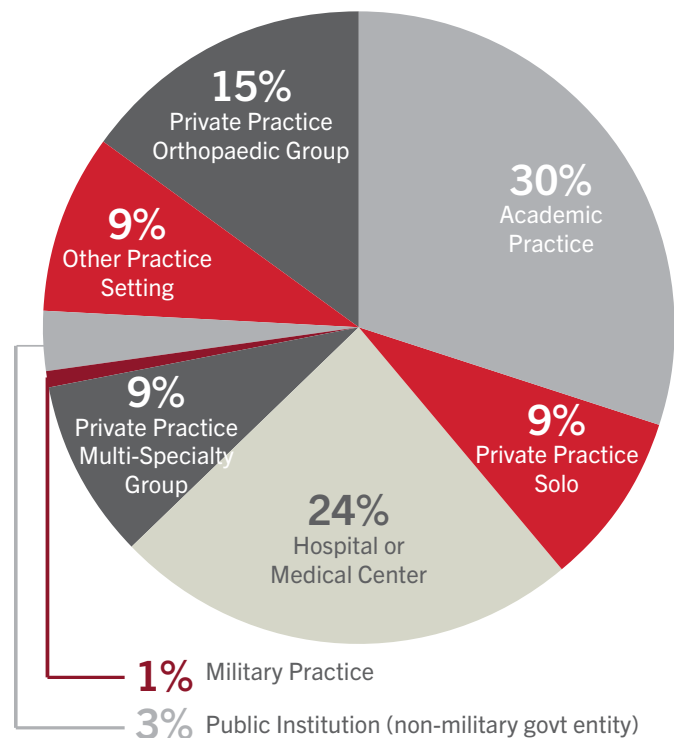
## 2025 ATTENDEES BY AGE<sup>††</sup>



## 2025 ATTENDEES BY FOCUS<sup>†</sup>

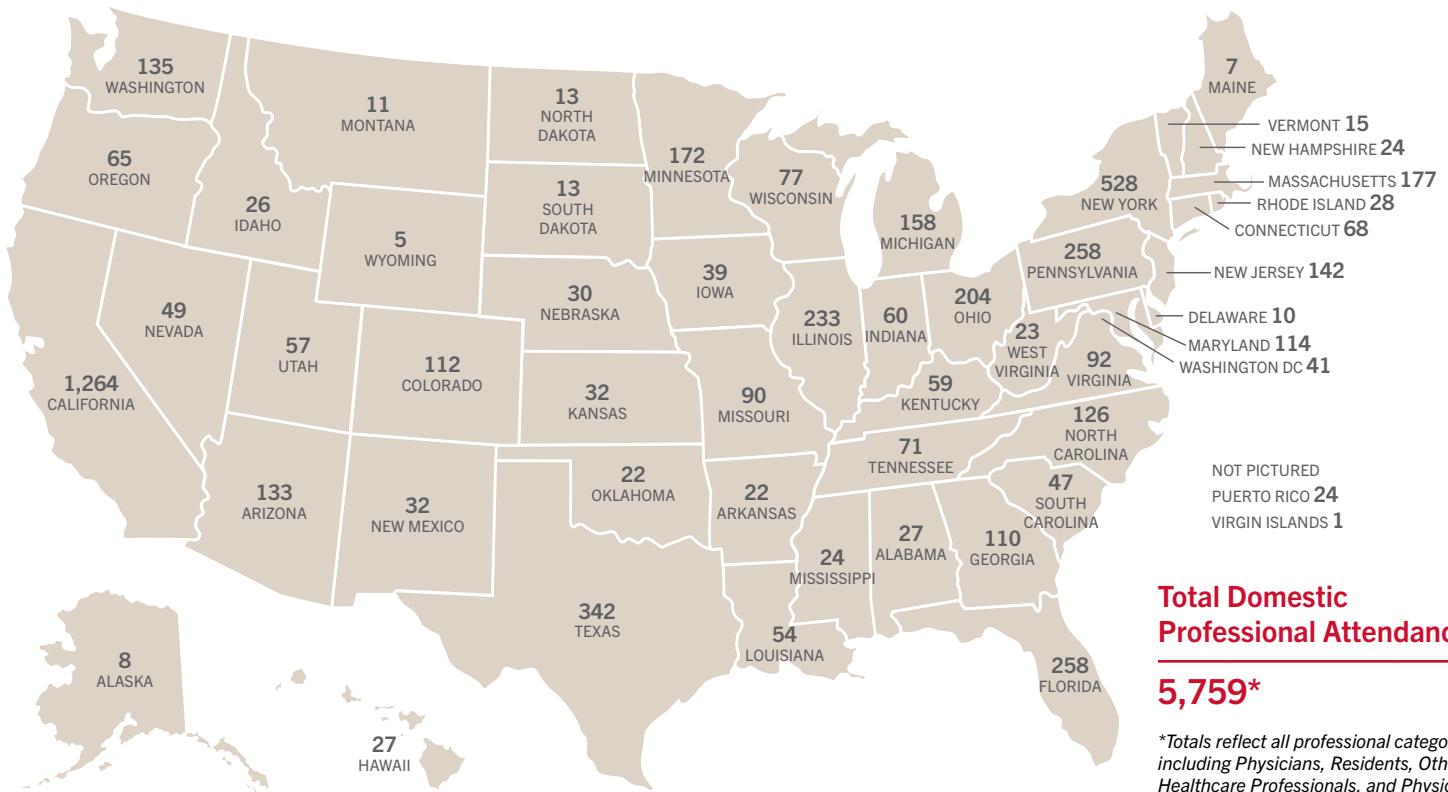


## 2025 ATTENDEES BY PRACTICE SETTING<sup>†</sup>



<sup>†</sup>Information obtained from and the 2025 Annual Meeting registration form. Totals may vary if physicians did not respond to a question. Physicians may be included in more than one practice focus or setting.

## 2025 DOMESTIC PROFESSIONAL ATTENDANCE BY STATE



**Total Domestic Professional Attendance**

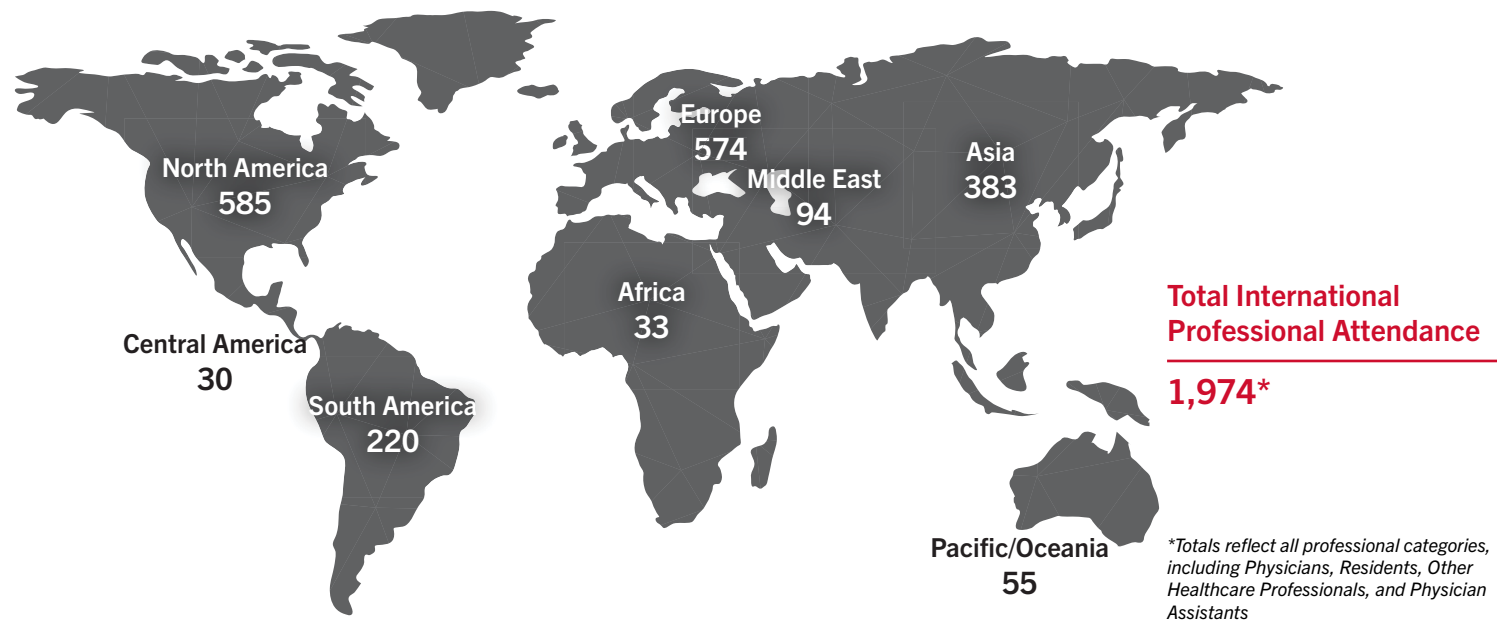
**5,759\***

*\*Totals reflect all professional categories, including Physicians, Residents, Other Healthcare Professionals, and Physician Assistants*

## Where the World Comes to Move Orthopaedics Forward

International and domestic leaders gather here to share insights, shape innovations, and advance patient care on a global scale.

## 2025 INTERNATIONAL PROFESSIONAL ATTENDANCE



**Total International Professional Attendance**

**1,974\***

*\*Totals reflect all professional categories, including Physicians, Residents, Other Healthcare Professionals, and Physician Assistants*